

Policy Instruments

Selecting policies for a Wellbeing
Economy

Assessing & reforming
existing policies

The Co-creative Policy Design Labs Organisation

This tool combines 4 workshops to help you build a Wellbeing Economy. Each workshop uses co-creative methods to support you with different parts of the policy design process.

[Click here to learn more about co-creation](#)

You can use this tool in different ways, depending on where you are in the process or what you want to co-create:

- You can go from Lab 1 → Lab 2 → Lab 3 → Lab 4 and use the results from one Lab in the next
- You can also run one of the Labs as a separate workshop
 - Lab 1 and Lab 2 guide you through the first steps of your journey
 - Lab 3 and Lab 4 help you to design and keep track of policies

When to use

Lab 1: Vision & Scenarios

To co-create a Wellbeing Economy vision

- You want to get strategic direction and a sense of ownership for political actions

Lab 2: Policy Intervention Logic

To move from visioning to strategy

- You want to define High Level Actions for deeper investigation and analysis

Lab 3: Policy Instruments

To identify policies for a Wellbeing Economy

- You want to build a pathway for action with detailed actions and commitments

Lab 4: Monitoring & Evaluation


To establish a dashboard of indicators

- You want to evaluate policies in line with your Wellbeing Economy goals and vision

Overview Lab 3

- This workshop aims at identifying ambitious yet feasible policy instruments to deliver your wellbeing economy vision
- It also provides support with strategic direction for you to develop a plan for achieving your wellbeing economy objectives
- The **output expected** is an Action Pathway with detailed actions and commitments

Who to invite



Representative groups
in the community



Policymakers &
decision-makers

Here you can find a tool
for [stakeholder
mapping and relation
building](#) to help you
identify who these
individuals might be in
your context

Methodology



Participants will derive a set of policies able to effectively support the wellbeing economy change envisioned and **co-create the Action Pathway**



Participants will also identify the community wealth and assets that can be mobilised in the Action Pathway



Relevance: evaluate policies instruments with respect to their contribution to the scenario target as well as the feasibility to be implemented






Methodology

- Categorize policies by types of instruments that can be used to invoke the wellbeing economy changes you need to achieve your vision:

Here are some examples, in a non-exhaustive list:

- 1) **Regulations** (e.g. bans, legal requirements, rationing)
- 2) **Incentives / Disincentives** (e.g. cash grants, subsidies, taxes, tariffs)
- 3) **Information** (e.g. campaigns, seminars, fairs, labels, communication)
- 4) **Public infrastructure and systems** (e.g. infrastructure projects, procurement)
- 5) **The commons** (e.g. community-led initiatives)

Pre-event activities

-  Prepare of the workshop materials
-  Prepare facilitators and breakout group moderators (moderation training)
-  Draft invites outlining the purpose of the workshop and send them out
-  Individuals should be prepared to present the input on the existing policy frameworks for the second half of the session
-  If you are following the policy lab series, if necessary, address isolated positions, barriers, tensions, loopholes in-between the workshops

Agenda

Schedule

Process description

60min

Opening: recap & setting the ground

Recap of 2nd policy lab (or presentation of set of policies)

Present wellbeing economy policies in categorisation (from methodology slide)

Time for Q's and discussion

Reflection round from all from last session – all voices

60min

Impact and feasibility analysis

Impact and feasibility of policies developed

→ Follow exercise 1 if you doing this as a separate workshop

→ Follow exercise 1 and 2 if you are following the policy lab series

End with identifying core policies (5ish) – leave at least 10 mins for discussion

Whole group

15min

Break

If online: camera + mic off – step away from the screen

20min

Trade-offs and Synergies between policies

Breakouts should identify at least 2 of each trade-off and synergy

Captured on Mural in mapping

Small groups

Agenda

Schedule

Process description

60min

Trade-offs and Synergies between proposed policies and existing policy frameworks

Plenary Mapping existing policies: Named individuals (already prepared) present key aspects of the existing policy frameworks they are operating in (live mapped out in mural for everyone), allow for additions from others

Breakouts (same as before): identify at least 2 of each, between the policy proposals and existing frameworks – captured in mural

Plenary: Round of reflection & sharing
Voting on trade-offs to discuss – prioritising – go through 2-4 trade-offs

45min

Addressing Trade-offs

Plenary – go through 2-4 trade-offs in discussion setting

- What is needed to resolve this? Who has agency on the topic?
- What are the consequences of the above? Does the policy proposal need to change? Does the existing policy need to change? Require something to accompany it? etc.

15min

Summary of policy options

Summarize chosen policies, prioritised trade-offs and how to address those

Make sure everybody agrees with this

Agenda

Schedule

Process description

40 min

Next steps and roles

For each policy, identify the next actions needed for implementation

For each step, you will need to answer:

- what stakeholders can play a role on this step? Which role is it?
- what may help or prevent the policy to come into action?

15 min

Wrap up

Here the group can either:

- 1 - Decide on a team to draft action pathway on behalf of the group
- 2 - Continue with action pathway session

If 1, you can wrap up the session, and the team will carry out the exercise based on the discussion and results of this meeting

If 2, allow for a break first, and continue with Exercise 3 to design an Action Pathway

Template: impact & feasibility exercise 1

Adapted
Overton Window

How would the policy be perceived by
the public and political discourse
compared to other ideas?

More transformative (higher impact)



popular

sensible

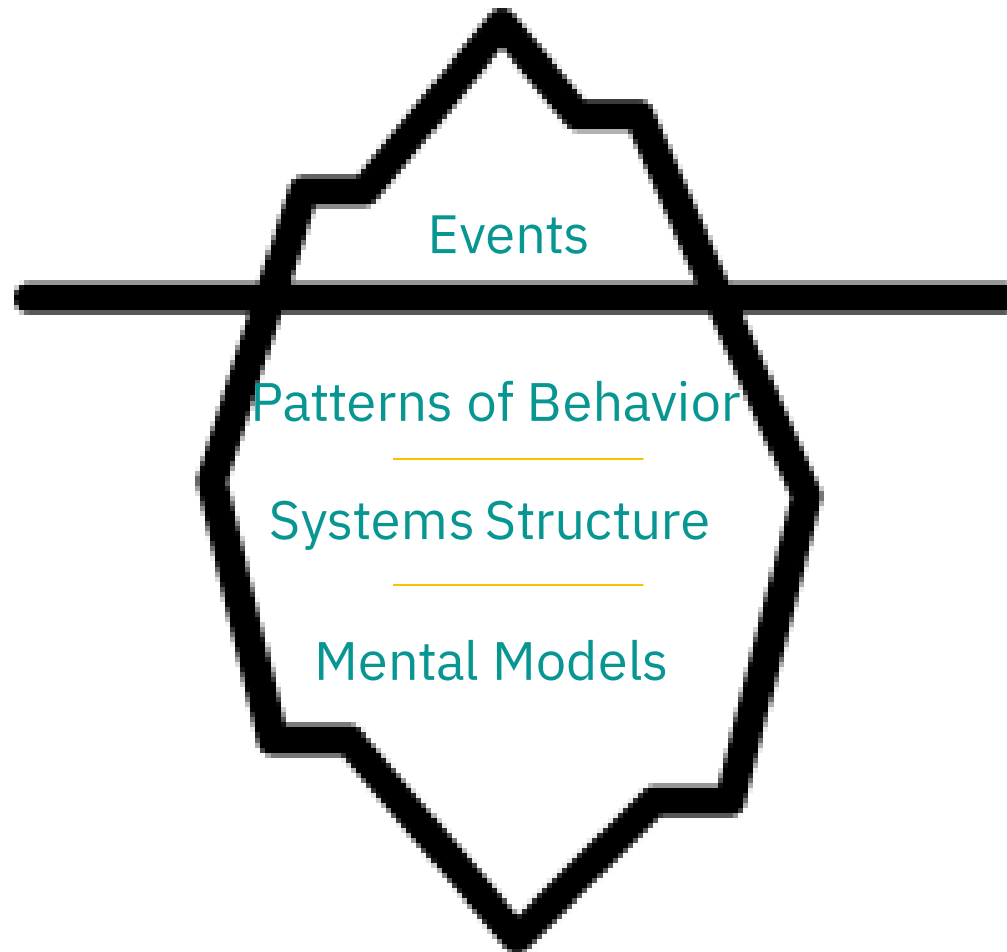
acceptable

radical

unthinkable

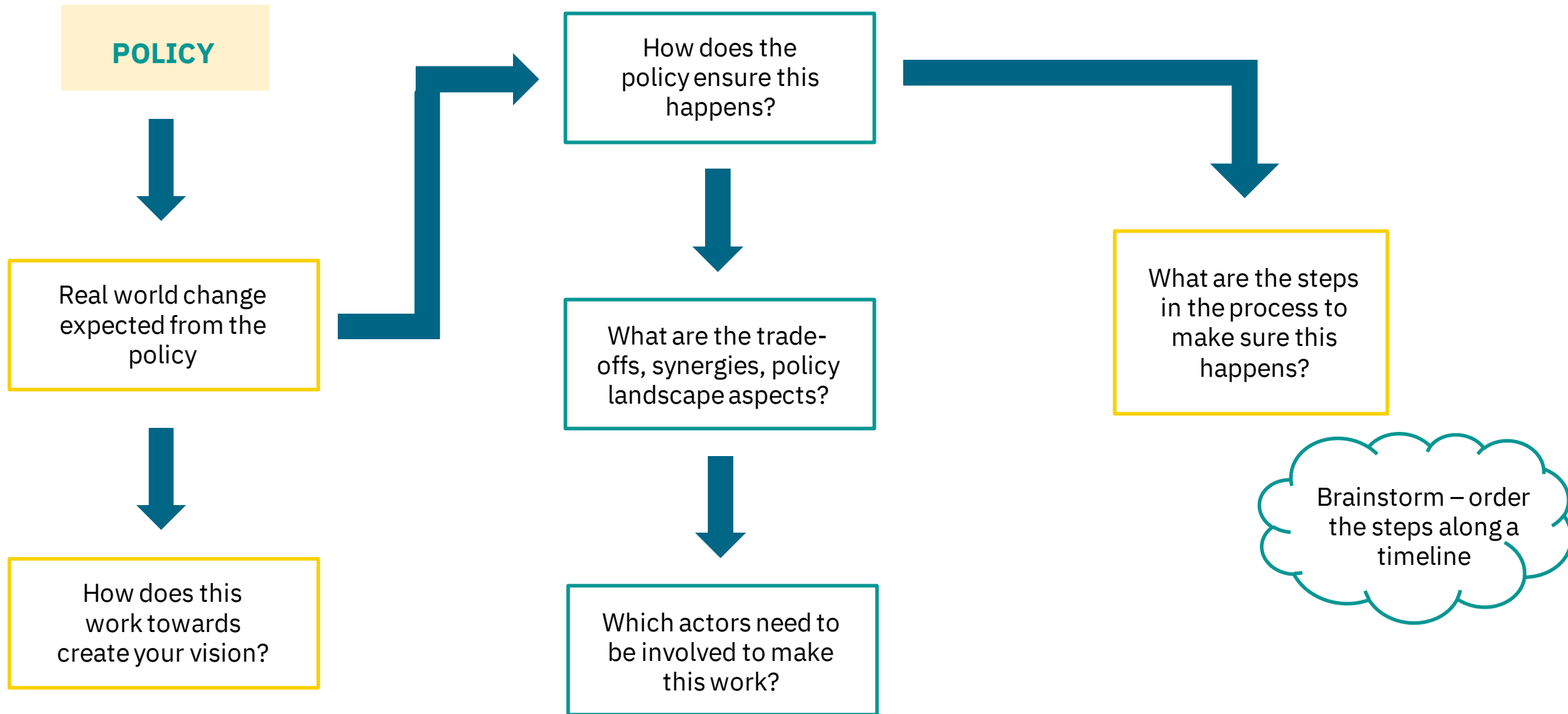
Less transformative (lower impact)

Template: impact & feasibility exercise 2



Use the iceberg templates from [Lab 1](#) to reflect on whether or not these policies get to the root causes of the challenges in creating a Wellbeing Economy

Template: impact & feasibility exercise 3



Template: Mapping



Synergy



Trade-off



Policy instrument

Policy	Impacts on policy X	Impacts policy Y	Impacts policy ...

Post-event activities



Following this session, the ingredients for an **Action Pathway** have been gathered based on the previous 3 sessions

This should include a vision, outlining the policy - including how and what it seeks to change, who is needed, and how it relates to other policies

You may incorporate any policy analysis required outside of the workshop to complement your Action Pathway



When needed, carry bilateral exchanges with decisionmakers or target groups to further unlock possible tensions or barriers to change



Organise bilateral exchange with leading authorities (e.g. the Mayor) to take stock of the Action Pathway

Validation is required at this stage to ensure activities will be carried out