

Monitoring & Evaluation

Selecting relevant indicators

Assessing & Reforming
Existing Policies

The Co-creative Policy Design Labs Organisation

This tool combines 4 workshops to help you build a Wellbeing Economy. Each workshop uses co-creative methods to support you with different parts of the policy design process.

[Click here to learn more about co-creation](#)

You can use this tool in different ways, depending on where you are in the process or what you want to co-create:

- You can go from Lab 1 → Lab 2 → Lab 3 → Lab 4 and use the results from one Lab in the next
- You can also run one of the Labs as a separate workshop
 - Lab 1 and Lab 2 guide you through the first steps of your journey
 - Lab 3 and Lab 4 help you to design and keep track of policies

When to use

Lab 1: Vision & Scenarios

To co-create a Wellbeing Economy vision

- You want to get strategic direction and a sense of ownership for political actions

Lab 2: Policy Intervention Logic

To move from visioning to strategy

- You want to define High Level Actions for deeper investigation and analysis

Lab 3: Policy Instruments

To identify policies for a Wellbeing Economy

- You want to build a pathway for action with detailed actions and commitments

Lab 4: Monitoring & Evaluation

To establish a dashboard of indicators

- You want to evaluate policies in line with your Wellbeing Economy goals and vision

Overview Lab 4

- This workshop can be used in different moments of the process to design Wellbeing Economy policies:
 - It can be conducted in the visioning phase and help to set up your monitoring strategy
 - Alternatively, it can be used in the evaluation phase as a way to reflect on and validate the current indicators used to monitor progress towards wellbeing

Overview Lab 4

- The aim is to identify relevant indicators for monitoring & evaluating your Wellbeing Economy strategy and policies
- It also aims to develop recommendations to guide these processes
- The **expected output** is a list of indicators based on intervention logic focusing in enhancing wellbeing, and recommendations for next steps

Who to invite



Representative groups in
the community



Your wellbeing
economy project
team

*(if you already have
policies in place)*



Policymakers &
decision-makers



Working level &
technical experts

If you are following
the policy lab
series, the group
can be different
from the previous
sessions

Methodology

The workshop facilitates the **development of a dashboard of wellbeing economy indicators**, and a **monitoring & evaluating framework** linked to transformative policies, intervention logic, and policy objectives

Explore and compare existing indicators in the light of:

💡 the policy objective

💡 their availability

💡 data requirements

Methodology

- 1.** Consult participants on existing sets of indicators in use in their context and how they work in practice
- 2.** Based on their personal experience and knowledge, also consider how we would know whether we are moving closer to our goals and what success look like
- 3.** After analysis, select the most relevant indicators which relate to the previous work of the group to track progress and to influence the story telling/ “imagining what the future looks like”
- 4.** Where needed, also develop recommendations for additional indicators, data gathering and next steps

Pre-event activities




Prepare of the workshop materials + Mapping and technical understanding of current indicators and database prior to workshop



Prepare facilitators and breakout group moderators (moderation training)



Draft invites outlining the purpose of the workshop and send them out



If necessary, address isolated positions, barriers, tensions, loopholes in-between the workshops

Agenda

Schedule

Process description

15min

Opening & explanation of session

Briefly review where the three previous labs left off, specifically both wellbeing economy vision & strategy

If you already start implementing, review where your project is at now, the wellbeing economy vision & strategy

35min

Inputs – status quo

Presentation of current indicators

Presentation of potential indicator not currently used

50min

How do we know when we got there? Concretising the scenario

Plenary (10min) – recap on the vision

Individual (5min) “what tells you we are there”

Breakout groups (20min)

share, ask “are we missing any indicator?” “are we using the right indicators?”

come up together with 5 indicators as a group

Present in plenary (15min) – capture on Mural

15min

Break

Camera + Mic off – step away from the screen

Moderators: condense presented indicators


Agenda

	<u>Schedule</u>	<u>Process description</u>
30min	Connecting to policies	Plenary – recap condensed indicators; recap policies; Q’s (10min) Draw connections between indicators and policies End with one framework Whole group
30min	Steps along the way	Breakout groups based on 1 policy per group “What are the steps along the way to get there?” – capture on Mural Facilitated Breakout
30min	Presented Steps	Present back per policy
30min	What now?	Round from each participant on the end product, and what they will do now
15min	Closing Remarks	Wrap up the whole process

Template session

Individual
Brainstorm

What tells you
we are there?

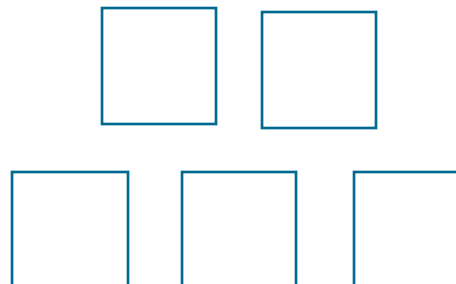


A4

Breakout Groups

**Present your post-its and
discuss in the group**


What are the 5 most important
indicators?



Plenary

Policy name:

What are the steps along the
way to get there?



Post-event activities



Produce a list of indicators and recommendations for next steps based on the results of the workshop

Or revisit and adapt your current list of indicators and follow the recommendations defined for next steps



Organise bilateral exchange with leading authorities (e.g. the Mayor) to wrap up on the Policy Labs experience

Start discussing the implementation phase